


# Single-Assessment Institution Level Pass-Rate Data: Regular Teacher Preparation Program

<b>Institution Name</b>	INDIANA UNIVERSITY OF PA
<b>Institution Code</b>	2652
<b>State</b>	Pennsylvania
<b>Number of Program Completers Submitted</b>	522
<b>Number of Program Completers found, matched, and used in passing rate Calculations<sup>1</sup></b>	504

July 11, 2003

					Statewide		
<b>Basic Skills</b>							
ELEMENTARY ED CONTENT KNOWLEDGE	014	357	341	96%	4612	4464	97%
COMMUNICATION SKILLS	500	21	21	100%	3129	3114	100%
GENERAL KNOWLEDGE	510	23	23	100%	2720	2706	99%
PPST READING	710	461	450	98%	6249	6069	97%
PPST WRITING	720	466	440	94%	6239	5901	95%
PPST MATHEMATICS	730	450	421	94%	6545	6143	94%
COMPUTERIZED PPST READING	5710	12	9	75%	116	102	88%
COMPUTERIZED PPST WRITING	5720	8			131	119	91%
COMPUTERIZED PPST MATHEMATICS	5730	18	13	72%	194	149	77%
<b>Professional Knowledge</b>							
PRINCIPLES LEARNING & TEACHING K-6	522	293	274	94%	5951	5493	92%
PRINCIPLES LEARNING & TEACHING 7-12	524	184	163	89%	3162	2931	93%
<b>Academic Content Areas</b>							
ELEM ED CURR INSTRUC ASSESSMENT	011	175	156	89%	4702	4219	90%
EARLY CHILDHOOD EDUCATION	020	13	13	100%	653	643	98%
BIOLOGY AND GENERAL SCIENCE	030				8		
ENG LANG LIT COMP CONTENT KNOWLEDGE	041	25	22	88%	546	522	96%
MATHEMATICS: CONTENT KNOWLEDGE	061	11	9	82%	348	312	90%
CHEM PHYSICS AND GENERAL SCIENCE	070				3		
SOCIAL STUDIES: CONTENT KNOWLEDGE	081	27	25	93%	660	601	91%

# Single-Assessment Institution Level Pass-Rate Data: Regular Teacher Preparation Program


	
<b>Institution Name</b>	INDIANA UNIVERSITY OF PA
<b>Institution Code</b>	2652
<b>State</b>	Pennsylvania
<b>Number of Program Completers Submitted</b>	522
<b>Number of Program Completers found, matched, and used in passing rate Calculations<sup>1</sup></b>	504

July 11, 2003

					<b>Statewide</b>		




# Single-Assessment Institution Level Pass-Rate Data: Regular Teacher Preparation Program

	
<b>Institution Name</b>	INDIANA UNIVERSITY OF PA
<b>Institution Code</b>	2652
<b>State</b>	Pennsylvania
<b>Number of Program Completers Submitted</b>	522
<b>Number of Program Completers found, matched, and used in passing rate Calculations<sup>1</sup></b>	504

July 11, 2003

					Statewide		
AGRICULTURE (PA)	780				16	16	100%
ACCOUNTING (PA)	791	1			12	12	100%
DATA PROCESSING (PA)	792	1			9		
MARKETING (PA)	793	1			9		
OFFICE TECHNOLOGY (PA)	794	5			18	16	89%
COMMUNICATION (PA)	800				81	81	100%
COOPERATIVE EDUCATION	810	5			6		
ENVIRONMENTAL EDUCATION	830				31	31	100%
HEALTH AND PHYSICAL EDUCATION	850				11	11	100%
HEALTH & PE: CK	856	41	39	95%	321	314	98%

## Aggregate and Summary Institution-Level Pass-Rate Data: Regular Teacher Preparation Program

				<b>HEA - Title II 2001-2002 Academic Year</b>					
<b>Institution Name</b>				INDIANA UNIVERSITY OF PA					
<b>Institution Code</b>				2652					
<b>State</b>				Pennsylvania					
<b>Number of Program Completers Submitted</b>				522					
<b>Number of Program Completers found, matched, and used in passing rate Calculations<sup>1</sup></b>				504					
				<b>Statewide</b>					
<b>Type of Assessment<sup>2</sup></b>				<b>Number Taking Assessment<sup>3</sup></b>	<b>Number Passing Assessment<sup>4</sup></b>	<b>Institutional Pass Rate</b>	<b>Number Taking Assessment<sup>3</sup></b>	<b>Number Passing Assessment<sup>4</sup></b>	<b>Statewide Pass Rate</b>
Aggregate - Basic Skills				498	438	88%	9642	8883	92%
Aggregate - Professional Knowledge				477	437	92%	9113	8424	92%
Aggregate - Academic Content Areas (Math, English, Biology, etc.)				322	289	90%	8220	7488	91%
Aggregate - Other Content Areas (Career/Technical Education, Health Educations, etc.)				77	73	95%	663	651	98%
Aggregate - Teaching Special Populations (Special Education, ELS, etc.)				64	63	98%	1416	1403	99%
Aggregate - Performance Assessments									
<b>Summary Totals and Pass Rates<sup>5</sup></b>				504	408	81%	9805	8301	85%

<sup>1</sup> The number of program completers found, matched and used in the passing rate calculation will not equal the sum of the column labeled "Number Taking Assessment" since a completer can take more than one assessment.

<sup>2</sup> Institutions and/or States did not require the assessments within an aggregate where data cells are blank.

<sup>3</sup> Number of completers who took one or more tests in a category and within their area of specialization.

<sup>4</sup> Number who passed all tests they took in a category and within their area of specialization.

<sup>5</sup> Summary Totals and Pass Rate: Number of completers who successfully completed one or more tests across all categories used by the state for licensure and the total passrate.