


Summary Institution-Level Pass Rate Data: *Traditional Teacher Preparation Program Within IHE*

Institution Name
Institution Code
State

Group

<i>Number Taking Assessment¹</i>	<i>Number Passing Assessment²</i>	<i>Institutional Pass Rate</i>	<i>Number Taking Assessment¹</i>	<i>Number Passing Assessment²</i>	<i>Statewide Pass Rate</i>
---	--	------------------------------------	---	--	--------------------------------


Single Assessment Institution-Level Pass Rate Data: *Traditional Teacher Preparation Program Within IHE*

	HEOA - Title II 2013 - 2014 Academic Year	
	Institution Name	INDIANA UNIVERSITY OF PA
	Institution Code	2652
	State	Pennsylvania





















April 3, 2015

Assessment Information ¹	Group	Number Taking Assessment	Number Passing Assessment	Institutional Pass Rate	Institutional Average Scaled Score	Assessment Cut Score ²	Statewide				
							Number Taking Assessment	Number Passing Assessment	Statewide Pass Rate	Statewide Average Scaled Score	
AGRICULTURE (PA) (0780) Test Company: ETS Score Range: 250-990	2013-14										
	2013-14						1				
	2013-14						15	15	100%	691	
	2012-13						15	15	100%	691	
	2011-12						13	13	100%	674	
ART CONTENT KNOWLEDGE (DISCONTINUED) (0133) Test Company: ETS Score Range: 100-200	2013-14										
	2013-14						2				
	2013-14						14	13	93%	173	
	2012-13	1				161	13	13	100%	173	
	2011-12	5				161	126	122	97%	174	
ART CONTENT KNOWLEDGE (5134) Test Company: ETS Score Range: 100-200	2013-14	9				158	23	20	87%	166	
	2013-14						51	44	86%	169	
	2013-14	18	18	100%	170	158	192	176	92%	170	
	2012-13	19	19	100%	172	158	259	241	93%	168	
	2011-12	9				158	176	167	95%	167	
BIOLOGY CONTENT KNOWLEDGE (0235) Test Company: ETS Score Range: 100-200	2013-14	3				147	22	21	95%	170	
	2013-14						65	62	95%	167	
	2013-14	6				147	117	117	100%	168	
	2012-13	9				147	182	177	97%	168	
	2011-12	5				147	195	193	99%	168	

Single Assessment Institution-Level Pass Rate Data: *Traditional Teacher Preparation Program Within IHE*

	HEOA - Title II 2013 - 2014 Academic Year	
	Institution Name	INDIANA UNIVERSITY OF PA
	Institution Code	2652
	State	Pennsylvania

April 3, 2015

Assessment Information ¹	Group	Number Taking Assessment	Number Passing Assessment	Institutional Pass Rate	Institutional Average Scaled Score	Assessment Cut Score ²	Statewide			
							Number Taking Assessment	Number Passing Assessment	Statewide Pass Rate	Statewide Average Scaled Score
BUSINESS ED CONTENT KNOWLEDGE (5101) Test Company: ETS Score Range: 100-200	 2013-14	1				154	9			
	 2013-14						3			
	 2013-14	3				154	25	25	100%	174
	 2012-13	5				154	37	37	100%	173
	 2011-12	1				154	52	50	96%	174
BUSINESS ED (0100) Test Company: ETS Score Range: 250-990	 2013-14									
	 2013-14						1			
	 2012-13						2			
	 2011-12						15	15	100%	647
	 2013-14									
CHEMISTRY CONTENT KNOWLEDGE (0245) Test Company: ETS Score Range: 100-200	 2013-14						7			
	 2013-14						32	25	78%	162
	 2013-14	2				154	39	37	95%	169
	 2012-13						62	56	90%	170
	 2011-12						63	59	94%	170
CITIZENSHIP ED CONTENT KNOWLEDGE (5087) Test Company: ETS Score Range: 100-200	 2013-14						6			
	 2013-14						10	9	90%	172
	 2013-14						39	35	90%	164
	 2012-13						52	51	98%	164
	 2011-12						71	67	94%	167

Single Assessment Institution-Level Pass Rate Data: *Traditional Teacher Preparation Program Within IHE*

**HEOA - Title II
2013 - 2014 Academic Year**

Institution Name
Institution Code
State


INDIANA UNIVERSITY OF PA
2652
Pennsylvania

Assessment Information ¹

Group

<i>Number Taking Assessment</i>	<i>Number Passing Assessment</i>	<i>Institutional Pass Rate</i>	<i>Institutional Average Scaled Score</i>	<i>Assessment Cut Score ²</i>	<i>Number Taking Assessment</i>	<i>Number Passing Assessment</i>	<i>Statewide Pass Rate</i>	<i>Statewide Average Scaled Score</i>
---	--	------------------------------------	---	--	---	--	--------------------------------	---

COMMUNICATION (0800)



Single Assessment Institution-Level Pass Rate Data: *Traditional Teacher Preparation Program Within IHE*

HEOA - Title II
2013 - 2014 Academic Year

Institution Name
Institution Code
State

INDIANA UNIVERSITY OF PA
2652
Pennsylvania

[Redacted]

*Assessment Information*¹


Group

Number *Number*
Taking *Passing*
Assessment *Assessment*

[Redacted]

[Redacted]

Single Assessment Institution-Level Pass Rate Data: *Traditional Teacher Preparation Program Within IHE*

	HEOA - Title II 2013 - 2014 Academic Year	
	Institution Name	INDIANA UNIVERSITY OF PA
	Institution Code	2652
	State	Pennsylvania

April 3, 2015

Assessment Information ¹	Group	Number Taking Assessment	Number Passing Assessment	Institutional Pass Rate	Institutional Average Scaled Score	Assessment Cut Score ²	Statewide			
							Number Taking Assessment	Number Passing Assessment	Statewide Pass Rate	Statewide Average Scaled Score
ED OF EXCEPTIONAL STUDENTS CORE CK(DISCONTINUED) (0353) Test Company: ETS Score Range: 100-200	2013-14									
	2013-14						11	11	100%	171
	2013-14						14	14	100%	169
	2012-13						15	15	100%	159
	2011-12						144	142	99%	169
ELEM ED CURR INSTRUC ASSESSMENT (0011) Test Company: ETS Score Range: 100-200	2013-14						2			
	2013-14						258	219	85%	177
	2013-14	3				168	85	69	81%	176
	2012-13	33	33	100%	179	168	2983	2622	88%	177
	2011-12	115	112	97%	178	168	5058	4554	90%	178
ENG LANG LIT COMP CONTENT KNOWLEDGE (0041) Test Company: ETS Score Range: 100-200	2013-14						16	13	81%	175
	2013-14						106	100	94%	181
	2013-14	13	13	100%	172	160	255	246	96%	178
	2012-13	23	23	100%	176	160	642	611	95%	178
	2011-12	9				160	641	628	98%	179
ENGLISH LANGUAGE ARTS: CK (5038) Test Company: ETS Score Range: 100-200	2013-14	6				167	39	33	85%	175
	2013-14	3				167	91	73	80%	176
	2013-14	7				167	298	289	97%	180
	2012-13						15	7	47%	166
	2011-12						5			


Single Assessment Institution-Level Pass Rate Data: *Traditional Teacher Preparation Program Within IHE*

**HEOA - Title II
2013 - 2014 Academic Year**

Institution Name
Institution Code
State

INDIANA UNIVERSITY OF PA
2652
Pennsylvania

Assessment Information ¹	Group	Number Taking Assessment	Number Passing Assessment	Institutional Pass Rate	Institutional Average Scaled Score	Assessment Cut Score ²	Number Taking Assessment	Number Passing Assessment	Statewide Pass Rate	Statewide Average Scaled Score
ENVIRONMENTAL EDUCATION (DISCONTINUED) (0830) Test Company: ETS Score Range: 250-990	2013-14									
	2013-14									
	2013-14									
	2012-13						2			
	2011-12						9			
ENVIRONMENTAL EDUCATION (0831) Test Company: ETS Score Range: 100-200	2013-14									
	2013-14						6			
	2013-14						4			
	2012-13						3			
	2011-12									
FAMILY AND CONSUMER SCIENCES (5121) Test Company: ETS Score Range: 100-200	2013-14	5				162	5			
	2013-14	5				162	9			
	2013-14									





Single Assessment Institution-Level Pass Rate Data: *Traditional Teacher Preparation Program Within IHE*

HEOA - Title II
2013 - 2014 Academic Year


Institution Name
 Institution Code
 State

INDIANA UNIVERSITY OF PA
 2652
 Pennsylvania

Assessment Information ¹	Group	Number Taking Assessment	Number Passing Assessment	Institutional Pass Rate	Institutional Average Scaled Score	Assessment Cut Score ²							
							Number Taking Assessment	Number Passing Assessment	Statewide Pass Rate	Statewide Average Scaled Score			
FRENCH WORLD LANGUAGE (5174)	2013-14												
Test Company: ETS	2013-14						4						
Score Range: 100-200	2013-14						12	6	50%		163		
	2012-13						17	12	71%		170		




Single Assessment Institution-Level Pass Rate Data: *Traditional Teacher Preparation Program Within IHE*

	HEOA - Title II 2013 - 2014 Academic Year	
	Institution Name	INDIANA UNIVERSITY OF PA
	Institution Code	2652
	State	Pennsylvania

April 3, 2015

Assessment Information ¹	Group	Number Taking Assessment	Number Passing Assessment	Institutional Pass Rate	Institutional Average Scaled Score	Assessment Cut Score ²	Statewide			
							Number Taking Assessment	Number Passing Assessment	Statewide Pass Rate	Statewide Average Scaled Score
HEALTH AND PE (5856) Test Company: ETS Score Range: 100-200	2013-14	10	10	100%	165	146	66	66	100%	166
	2013-14	1				146	36	36	100%	165
	2013-14	31	31	100%	161	146	310	309	100%	164
	2012-13	27	27	100%	163	146	356	355	100%	165
	2011-12	23	23	100%	162	146	487	485	100%	165
HEALTH EDUCATION (DISCONTINUED) (5550) Test Company: ETS Score Range: 250-990	2013-14									
	2013-14						18	18	100%	681
	2013-14						43	39	91%	688
	2012-13						54	43	80%	687
	2011-12									
HEALTH EDUCATION (5551) Test Company: ETS Score Range: 100-200	2013-14									
	2013-14						10	7	70%	165
	2013-14						30	27	90%	166
	2012-13						1			
	2011-12									
LATIN (DISCONTINUED) (0600) Test Company: ETS Score Range: 250-990	2013-14									
	2013-14						2			
	2013-14									
	2012-13						3			
	2011-12						4			


Single Assessment Institution-Level Pass Rate Data: *Traditional Teacher Preparation Program Within IHE*

	HEOA - Title II 2013 - 2014 Academic Year	
	Institution Name	INDIANA UNIVERSITY OF PA
	Institution Code	2652
	State	Pennsylvania

April 3, 2015

Assessment Information ¹	Group	Number Taking Assessment	Number Passing Assessment	Institutional Pass Rate	Institutional Average Scaled Score	Assessment Cut Score ²	Statewide			
							Number Taking Assessment	Number Passing Assessment	Statewide Pass Rate	Statewide Average Scaled Score
MIDDLE SCHOOL MATHEMATICS (DISCONTINUED) (0069) Test Company: ETS Score Range: 100-200	2013-14									
	2013-14									
	2013-14									
	2012-13	13	13	100%	175	151	27	26	96%	171
	2011-12						8			
MIDDLE SCHOOL SCIENCE (0439) Test Company: ETS Score Range: 100-200	2013-14									
	2013-14									
	2013-14									
	2012-13	1				144	24	24	100%	159
	2011-12						7			
MIDDLE SCHOOL SOCIAL STUDIES (5089) Test Company: ETS Score Range: 100-200	2013-14									
	2013-14									
	2013-14									
	2012-13						10	10	100%	170
	2011-12						3			
MUSIC CONTENT KNOWLEDGE (0113) Test Company: ETS Score Range: 100-200	2013-14	12	12	100%	177	158	46	44	96%	173
	2013-14	5				158	116	106	91%	170
	2013-14	30	30	100%	175	158	340	325	96%	172
	2012-13	29	29	100%	170	158	314	307	98%	171
	2011-12	27	27	100%	170	158	361	351	97%	172

Single Assessment Institution-Level Pass Rate Data: *Traditional Teacher Preparation Program Within IHE*




Single Assessment Institution-Level Pass Rate Data: *Traditional Teacher Preparation Program Within IHE*

**HEOA - Title II
2013 - 2014 Academic Year**


Institution Name
Institution Code
State

INDIANA UNIVERSITY OF PA
2652
Pennsylvania





















Assessment Information ¹	Group	Number Taking Assessment	Number Passing Assessment	Institutional Pass Rate	Institutional Average Scaled Score	Assessment Cut Score ²				
							Number Taking Assessment	Number Passing Assessment	Statewide Pass Rate	Statewide Average Scaled Score
PA 4-8 CORE SUBTEST ENG LANG ARTS SOC STUDIES (5154) Test Company: ETS Score Range: 100-200	2013-14	5				152	84	62	74%	160
	2013-14	2				152	101	70	69%	159
	2013-14	16	16	100%	159	152	474	392	83%	162
	2012-13	3				152	168	158	94%	164
	2011-12						3			




Single Assessment Institution-Level Pass Rate Data: *Traditional Teacher Preparation Program Within IHE*

	HEOA - Title II 2013 - 2014 Academic Year	
	Institution Name	INDIANA UNIVERSITY OF PA
	Institution Code	2652
	State	Pennsylvania





















April 3, 2015

Assessment Information ¹	Group	Number Taking Assessment	Number Passing Assessment	Institutional Pass Rate	Institutional Average Scaled Score	Assessment Cut Score ²	Statewide				
							Number Taking Assessment	Number Passing Assessment	Statewide Pass Rate	Statewide Average Scaled Score	
READING SPECIALIST II (5301) Test Company: ETS Score Range: 100-200	 2013-14										
	 2013-14						9				
	 2013-14						23	23	100%	182	
	 2012-13						17	17	100%	182	
	 2011-12										
SAFETYDRIVER EDUCATION (0860) Test Company: ETS Score Range: 250-990	 2013-14										
	 2013-14						1				
	 2013-14										
	 2012-13										
	 2011-12										
SCHOOL PSYCHOLOGIST (0401) Test Company: ETS Score Range: 100-200	 2013-14										
	 2013-14						1				
	 2013-14										
	 2012-13										
	 2011-12										
SE CORE KNOWLEDGE & APPLICATIONS (5354) Test Company: ETS Score Range: 100-200	 2013-14										
	 2013-14										
	 2013-14										
	 2012-13		6				151	1217	1203	99%	172
	 2011-12		22	22	100%	172	151	1879	1860	99%	172


Single Assessment Institution-Level Pass Rate Data: *Traditional Teacher Preparation Program Within IHE*

	HEOA - Title II 2013 - 2014 Academic Year	
	Institution Name	INDIANA UNIVERSITY OF PA
	Institution Code	2652
	State	Pennsylvania





















April 3, 2015

Assessment Information ¹	Group	Number Taking Assessment	Number Passing Assessment	Institutional Pass Rate	Institutional Average Scaled Score	Assessment Cut Score ²	Statewide				
							Number Taking Assessment	Number Passing Assessment	Statewide Pass Rate	Statewide Average Scaled Score	
SE ED OF DEAF AND HARD OF HEARING (5272) Test Company: ETS Score Range: 100-200	 2013-14										
	 2013-14						2				
	 2013-14	4				159	8				
	 2012-13	3				159	6				
	 2011-12										
SE TCHG SPEECH TO STUDENTS W LANG IMP DISCONTINUED (0880) Test Company: ETS Score Range: 250-990	 2013-14										
	 2013-14										
	 2013-14										
	 2012-13										
	 2011-12						1				
SE TEACHING SPCH TO STU W LANG IMPAIRMENT (5881) Test Company: ETS Score Range: 100-200	 2013-14										
	 2013-14						1				
	 2013-14						19	16	84%	165	
	 2012-13						11	11	100%	169	
	 2011-12						14	14	100%	170	
SE TEACHING STU W VISUAL IMPAIRMENT (DISCONTINUED) (0281) Test Company: ETS Score Range: 100-200	 2013-14										
	 2013-14										
	 2013-14										
	 2012-13						6				
	 2011-12						9				


Single Assessment Institution-Level Pass Rate Data: *Traditional Teacher Preparation Program Within IHE*

	HEOA - Title II 2013 - 2014 Academic Year	
	Institution Name	INDIANA UNIVERSITY OF PA
	Institution Code	2652
	State	Pennsylvania





















April 3, 2015

Assessment Information ¹	Group	Number Taking Assessment	Number Passing Assessment	Institutional Pass Rate	Institutional Average Scaled Score	Assessment Cut Score ²	Statewide			
							Number Taking Assessment	Number Passing Assessment	Statewide Pass Rate	Statewide Average Scaled Score
SE TEACHING STU WVISUAL IMPAIRMENT (5282) Test Company: ETS Score Range: 100-200	 2013-14						1			
	 2013-14						3			
	 2013-14						2			
	 2012-13						1			
	 2011-12									
SOCIAL SCIENCE (0951) Test Company: ETS Score Range: 100-200	 2013-14									
	 2013-14						2			
	 2013-14						1			
	 2012-13						1			
	 2011-12						4			
SOCIAL STUDIES CONTENT KNOWLEDGE (0081) Test Company: ETS Score Range: 100-200	 2013-14	8				157	83	73	88%	167
	 2013-14	6				157	199	166	83%	168
	 2013-14	17	17	100%	171	157	618	544	88%	168
	 2012-13	24	24	100%	172	157	649	583	90%	169
	 2011-12	13	13	100%	170	157	642	603	94%	169
SPANISH CONTENT KNOWLEDGE (0191) Test Company: ETS Score Range: 100-200	 2013-14									
	 2013-14						4			
	 2013-14						2			
	 2012-13						3			
	 2011-12						16	16	100%	184

Single Assessment Institution-Level Pass Rate Data: *Traditional Teacher Preparation Program Within IHE*

	HEOA - Title II 2013 - 2014 Academic Year	
	Institution Name	INDIANA UNIVERSITY OF PA
	Institution Code	2652
	State	Pennsylvania

April 3, 2015

Assessment Information ¹	Group	Number Taking Assessment	Number Passing Assessment	Institutional Pass Rate	Institutional Average Scaled Score	Assessment Cut Score ²	Statewide			
							Number Taking Assessment	Number Passing Assessment	Statewide Pass Rate	Statewide Average Scaled Score
PAPA - MODULE 1 READING (ESP0001) Test Company: E.S. Pearson* Score Range: 100-300	 2013-14	29	28	97%	248	220	517	479	93%	240
	 2013-14	139	139	100%	244	220	4813	3995	83%	230
	 2013-14	26	26	100%	248	220	760	698	92%	241
	 2012-13						101	89	88%	245
	 2011-12						2			
PAPA - MODULE 2 MATH (ESP0002) Test Company: E.S. Pearson* Score Range: 100-300	 2013-14	29	28	97%	238	220	517	454	88%	237
	 2013-14	139	137	99%	246	220	4797	3928	82%	232
	 2013-14	26	26	100%	247	220	755	683	90%	241
	 2012-13						100	87	87%	246
	 2011-12						2			
PAPA - MODULE 3 WRITING (ESP0003) Test Company: E.S. Pearson* Score Range: 100-300	 2013-14	29	29	100%	237	220	515	466	90%	237
	 2013-14	140	140	100%	238	220	4795	4016	84%	231
	 2013-14	26	26	100%	243	220	759	698	92%	239
	 2012-13						100	86	86%	240
	 2011-12						2			
PECT PREK-4 - MODULE 1 (ESP0006) Test Company: E.S. Pearson* Score Range: 100-300	 2013-14	35	33	94%	229	197	371	315	85%	223
	 2013-14	25	19	76%	209	197	740	591	80%	218
	 2013-14	91	91	100%	241	197	2474	2321	94%	229
	 2012-13	79	78	99%	242	220	803	648	81%	232
	 2011-12	2				220	3			

Single Assessment Institution-Level Pass Rate Data: